

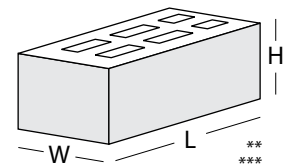

# Extruded

**Vadodara**  
Jay Jalaram Brick Works

Extruded

# E1

## MANCHESTER RED



L 215 W 102 H 65 MM

**\*Specifications:**

Weight: 2.4 Kg  
Strength: Above 75 Kg/Cm<sup>2</sup>  
Water absorption: < 12%

**Coverage per sq.ft.  
(10mm joint):**

4" Wall - 5.5 pcs.  
9" Wall - 11.2 pcs.  
1 m<sup>2</sup> - 60 pcs.  
1 m<sup>3</sup> - 530 pcs.

\*Specifications are indicative, buyers are requested to undertake tests in accredited laboratories to verify suitability of bricks for particular application.

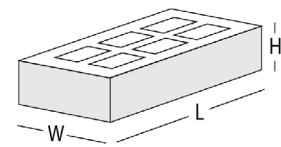

\*\*Individual bricks may vary dimensionally this is natural characteristic of fired clay products and is catered for in relevant Indian Standard.

\*\*\*Dimensions are subject to change without prior notice, before ordering/designing buyers are encouraged to inquire about prevailing sizes and quantities available.

Extruded

# E2

## FLW RED



L 215 W 102 H 39 MM

**\*Specifications:**

Weight: 1.5 Kg  
Strength: Above 75 Kg/Cm<sup>2</sup>  
Water absorption: < 12%

**Coverage per sq.ft.  
(10mm joint):**

4" Wall - 8.4 pcs.  
9" Wall - 17.2 pcs.  
1 m<sup>2</sup> - 91 pcs.  
1 m<sup>3</sup> - 810 pcs.

\*Specifications are indicative, buyers are requested to undertake tests in accredited laboratories to verify suitability of bricks for particular application.

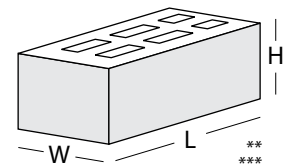
\*\*Individual bricks may vary dimensionally this is natural characteristic of fired clay products and is catered for in relevant Indian Standard.

\*\*\*Dimensions are subject to change without prior notice, before ordering/designing buyers are encouraged to inquire about prevailing sizes and quantities available.

Extruded

# E3

## BRUSSELS BROWN



L 215 W 102 H 65 MM

**\*Specifications:**

Weight: 2.4 Kg  
Strength: Above 75 Kg/Cm<sup>2</sup>  
Water absorption: < 12%

**Coverage per sq.ft.  
(10mm joint):**

4" Wall - 5.5 pcs.  
9" Wall - 11.2 pcs.  
1 m<sup>2</sup> - 60 pcs.  
1 m<sup>3</sup> - 530 pcs.

\*Specifications are indicative, buyers are requested to undertake tests in accredited laboratories to verify suitability of bricks for particular application.

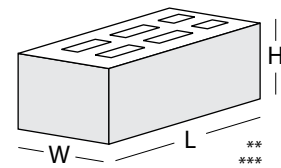
\*\*Individual bricks may vary dimensionally this is natural characteristic of fired clay products and is catered for in relevant Indian Standard.

\*\*\*Dimensions are subject to change without prior notice, before ordering/designing buyers are encouraged to inquire about prevailing sizes and quantities available.

Extruded

# E6

## SOUTHAMPTON YELLOW



L 215 W 102 H 65 MM

**\*Specifications:**

Weight: 2.4 Kg  
Strength: Above 75 Kg/Cm<sup>2</sup>  
Water absorption: < 12%

**Coverage per sq.ft.  
(10mm joint):**

4" Wall - 5.5 pcs.  
9" Wall - 11.2 pcs.  
1 m<sup>2</sup> - 60 pcs.  
1 m<sup>3</sup> - 530 pcs.

\*Specifications are indicative, buyers are requested to undertake tests in accredited laboratories to verify suitability of bricks for particular application.

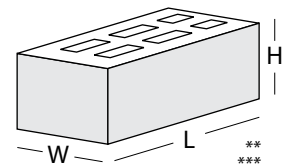
\*\*Individual bricks may vary dimensionally this is natural characteristic of fired clay products and is catered for in relevant Indian Standard.

\*\*\*Dimensions are subject to change without prior notice, before ordering/designing buyers are encouraged to inquire about prevailing sizes and quantities available.

Extruded

# E7

## SCOTTISH MULTI



L 215 W 102 H 65 MM

**\*Specifications:**

Weight: 2.4 Kg

Strength: Above 75 Kg/Cm<sup>2</sup>

Water absorption: < 12%

**Coverage per sq.ft.  
(10mm joint):**

4" Wall - 5.5 pcs.

9" Wall - 11.2 pcs.

1 m<sup>2</sup> - 60 pcs.

1 m<sup>3</sup> - 530 pcs.

\*Specifications are indicative, buyers are requested to undertake tests in accredited laboratories to verify suitability of bricks for particular application.

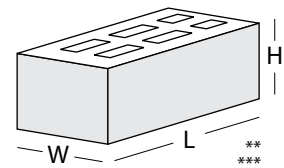

\*\*Individual bricks may vary dimensionally this is natural characteristic of fired clay products and is catered for in relevant Indian Standard.

\*\*\*Dimensions are subject to change without prior notice, before ordering/designing buyers are encouraged to inquire about prevailing sizes and quantities available.

Extruded

# E8

## CHARCOAL MULTI



L 215 W 102 H 65 MM

**\*Specifications:**

Weight: 2.4 Kg  
Strength: Above 75 Kg/Cm<sup>2</sup>  
Water absorption: < 12%

**Coverage per sq.ft.  
(10mm joint):**

4" Wall - 5.5 pcs.  
9" Wall - 11.2 pcs.  
1 m<sup>2</sup> - 60 pcs.  
1 m<sup>3</sup> - 530 pcs.

\*Specifications are indicative, buyers are requested to undertake tests in accredited laboratories to verify suitability of bricks for particular application.

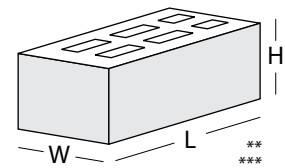
\*\*Individual bricks may vary dimensionally this is natural characteristic of fired clay products and is catered for in relevant Indian Standard.

\*\*\*Dimensions are subject to change without prior notice, before ordering/designing buyers are encouraged to inquire about prevailing sizes and quantities available.

Extruded

# E10

## VALENCIA PINK



L 215 W 102 H 65 MM

**\*Specifications:**

Weight: 2.4 Kg  
Strength: Above 75 Kg/Cm<sup>2</sup>  
Water absorption: < 12%

**Coverage per sq.ft.  
(10mm joint):**

4" Wall - 5.5 pcs.  
9" Wall - 11.2 pcs.  
1 m<sup>2</sup> - 60 pcs.  
1 m<sup>3</sup> - 530 pcs.

\*Specifications are indicative, buyers are requested to undertake tests in accredited laboratories to verify suitability of bricks for particular application.

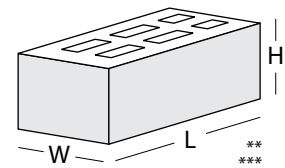
\*\*Individual bricks may vary dimensionally this is natural characteristic of fired clay products and is catered for in relevant Indian Standard.

\*\*\*Dimensions are subject to change without prior notice, before ordering/designing buyers are encouraged to inquire about prevailing sizes and quantities available.

Extruded

# E12

## TEXAS BROWN MULTI



L 215 W 102 H 65 MM

**\*Specifications:**

Weight: 2.4 Kg  
Strength: Above 75 Kg/Cm<sup>2</sup>  
Water absorption: < 12%

**Coverage per sq.ft.  
(10mm joint):**

4" Wall - 5.5 pcs.  
9" Wall - 11.2 pcs.  
1 m<sup>2</sup> - 60 pcs.  
1 m<sup>3</sup> - 530 pcs.

\*Specifications are indicative, buyers are requested to undertake tests in accredited laboratories to verify suitability of bricks for particular application.

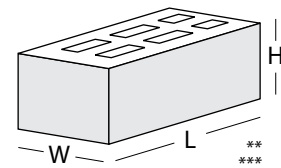

\*\*Individual bricks may vary dimensionally this is natural characteristic of fired clay products and is catered for in relevant Indian Standard.

\*\*\*Dimensions are subject to change without prior notice, before ordering/designing buyers are encouraged to inquire about prevailing sizes and quantities available.

Extruded

# E14

## WARSAW MULTI



L 215 W 102 H 65 MM

**\*Specifications:**

Weight: 2.4 Kg

Strength: Above 75 Kg/Cm<sup>2</sup>

Water absorption: < 12%

**Coverage per sq.ft.  
(10mm joint):**

4" Wall - 5.5 pcs.

9" Wall - 11.2 pcs.

1 m<sup>2</sup> - 60 pcs.

1 m<sup>3</sup> - 530 pcs.

\*Specifications are indicative, buyers are requested to undertake tests in accredited laboratories to verify suitability of bricks for particular application.

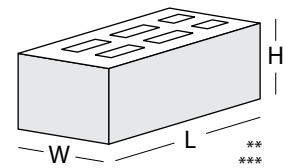
\*\*Individual bricks may vary dimensionally this is natural characteristic of fired clay products and is catered for in relevant Indian Standard.

\*\*\*Dimensions are subject to change without prior notice, before ordering/designing buyers are encouraged to inquire about prevailing sizes and quantities available.

Extruded

# E15

## WARRINGTON MULTI



L 215 W 102 H 65 MM

**\*Specifications:**

Weight: 2.4 Kg

Strength: Above 75 Kg/Cm<sup>2</sup>

Water absorption: < 12%

**Coverage per sq.ft.  
(10mm joint):**

4" Wall - 5.5 pcs.

9" Wall - 11.2 pcs.

1 m<sup>2</sup> - 60 pcs.

1 m<sup>3</sup> - 530 pcs.

\*Specifications are indicative, buyers are requested to undertake tests in accredited laboratories to verify suitability of bricks for particular application.

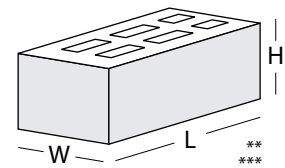
\*\*Individual bricks may vary dimensionally this is natural characteristic of fired clay products and is catered for in relevant Indian Standard.

\*\*\*Dimensions are subject to change without prior notice, before ordering/designing buyers are encouraged to inquire about prevailing sizes and quantities available.

Extruded

# E1G

## PHILADELPHIA GREY SMOOTH



L 215 W 102 H 65 MM

**\*Specifications:**

Weight: 2.4 Kg  
Strength: Above 75 Kg/Cm<sup>2</sup>  
Water absorption: < 12%

**Coverage per sq.ft.  
(10mm joint):**

4" Wall - 5.5 pcs.  
9" Wall - 11.2 pcs.  
1 m<sup>2</sup> - 60 pcs.  
1 m<sup>3</sup> - 530 pcs.

\*Specifications are indicative, buyers are requested to undertake tests in accredited laboratories to verify suitability of bricks for particular application.

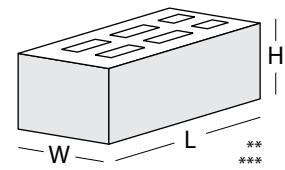

\*\*Individual bricks may vary dimensionally this is natural characteristic of fired clay products and is catered for in relevant Indian Standard.

\*\*\*Dimensions are subject to change without prior notice, before ordering/designing buyers are encouraged to inquire about prevailing sizes and quantities available.

Extruded

# E1GT

## NOTTINGHAM GREY TUMBLED



L 215 W 102 H 65 MM

**\*Specifications:**

Weight: 2.4 Kg  
Strength: Above 75 Kg/Cm<sup>2</sup>  
Water absorption: < 12%

**Coverage per sq.ft.  
(10mm joint):**

4" Wall - 5.5 pcs.  
9" Wall - 11.2 pcs.  
1 m<sup>2</sup> - 60 pcs.  
1 m<sup>3</sup> - 530 pcs.

\*Specifications are indicative, buyers are requested to undertake tests in accredited laboratories to verify suitability of bricks for particular application.

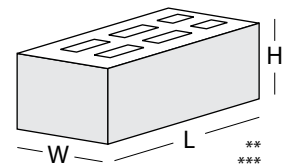
\*\*Individual bricks may vary dimensionally this is natural characteristic of fired clay products and is catered for in relevant Indian Standard.

\*\*\*Dimensions are subject to change without prior notice, before ordering/designing buyers are encouraged to inquire about prevailing sizes and quantities available.

Extruded

# E1 RT

## CHARLECOTE RECLAIMED



L 215 W 102 H 65 MM

**\*Specifications:**

Weight: 2.4 Kg

Strength: Above 75 Kg/Cm<sup>2</sup>

Water absorption: < 12%

**Coverage per sq.ft.  
(10mm joint):**

4" Wall - 5.5 pcs.

9" Wall - 11.2 pcs.

1 m<sup>2</sup> - 60 pcs.

1 m<sup>3</sup> - 530 pcs.

\*Specifications are indicative, buyers are requested to undertake tests in accredited laboratories to verify suitability of bricks for particular application.

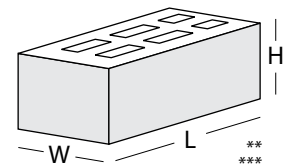

\*\*Individual bricks may vary dimensionally this is natural characteristic of fired clay products and is catered for in relevant Indian Standard.

\*\*\*Dimensions are subject to change without prior notice, before ordering/designing buyers are encouraged to inquire about prevailing sizes and quantities available.

Extruded

# E6T

## SOUTHAMPTON YELLOW



L 215 W 102 H 65 MM

**\*Specifications:**

Weight: 2.4 Kg  
Strength: Above 75 Kg/Cm<sup>2</sup>  
Water absorption: < 12%

**Coverage per sq.ft.  
(10mm joint):**

4" Wall - 5.5 pcs.  
9" Wall - 11.2 pcs.  
1 m<sup>2</sup> - 60 pcs.  
1 m<sup>3</sup> - 530 pcs.

\*Specifications are indicative, buyers are requested to undertake tests in accredited laboratories to verify suitability of bricks for particular application.

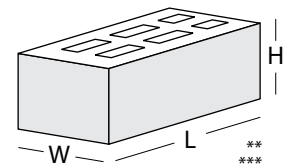

\*\*Individual bricks may vary dimensionally this is natural characteristic of fired clay products and is catered for in relevant Indian Standard.

\*\*\*Dimensions are subject to change without prior notice, before ordering/designing buyers are encouraged to inquire about prevailing sizes and quantities available.

Extruded

# E8T

## CANYON RETRO MULTI



L 215 W 102 H 65 MM

**\*Specifications:**

Weight: 2.4 Kg  
Strength: Above 75 Kg/Cm<sup>2</sup>  
Water absorption: < 12%

**Coverage per sq.ft.  
(10mm joint):**

4" Wall - 5.5 pcs.  
9" Wall - 11.2 pcs.  
1 m<sup>2</sup> - 60 pcs.  
1 m<sup>3</sup> - 530 pcs.

\*Specifications are indicative, buyers are requested to undertake tests in accredited laboratories to verify suitability of bricks for particular application.

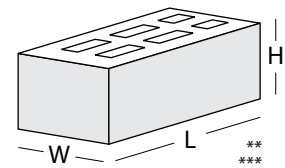
\*\*Individual bricks may vary dimensionally this is natural characteristic of fired clay products and is catered for in relevant Indian Standard.

\*\*\*Dimensions are subject to change without prior notice, before ordering/designing buyers are encouraged to inquire about prevailing sizes and quantities available.

Extruded

# E15T

## PALMINO BUFF



L 215 W 102 H 65 MM

**\*Specifications:**

Weight: 2.4 Kg  
Strength: Above 75 Kg/Cm<sup>2</sup>  
Water absorption: < 12%

**Coverage per sq.ft.  
(10mm joint):**

4" Wall - 5.5 pcs.  
9" Wall - 11.2 pcs.  
1 m<sup>2</sup> - 60 pcs.  
1 m<sup>3</sup> - 530 pcs.

\*Specifications are indicative, buyers are requested to undertake tests in accredited laboratories to verify suitability of bricks for particular application.

\*\*Individual bricks may vary dimensionally this is natural characteristic of fired clay products and is catered for in relevant Indian Standard.

\*\*\*Dimensions are subject to change without prior notice, before ordering/designing buyers are encouraged to inquire about prevailing sizes and quantities available.

# Brick Experience Gallery

The Brick Store Vadodara



Discuss Ideas

---

Collaborate on Plans

---

Explore India's widest  
range of Facing Bricks



It's all about Bricks



**The Brick Store - Vadodara**

Jay Jalaram Brick Works, 3rd / 4th Floor, MSA House, GIPCL Circle,  
Sama Vadodara, Gujarat - 390008

Cell: +91 93283 81220/ +91 70690 06101 Email: sales@jjb.co.in

---

**Brick Factory**

Jay Jalaram Brick Works, Near Main RTO Office, Godhra, Gujarat - 389001

Cell: +91 75709 75709/ +91 70690 06101 Email: sales@jjb.co.in

---

[www.thebrickstore.in](http://www.thebrickstore.in)

Godhra • Vadodara • Ahmedabad • Ludhiana • Pune • Rajkot • Nashik • Hyderabad • Surat • Kolkata • UK • Australia  
**Upcoming Stores:** Mumbai, Delhi, Chennai, Indore & Bengaluru